







UPLOAD YOUR REQUIRED IMMUNIZATIONS

1. Go to myhealth.UND.edu
2. Login to Patient Portal using UND credentials
3. Choose  Immunizations
4. Review profile as some immunizations may already be entered due to our interface with the ND Dept of Health
5. Enter immunization dates if missing
6. Click 
7. Choose  Upload
8. Upload your records
9. Click 
10. Choose  Forms
11. Complete TB Screening Form
12. Click  and Success!

